

PRECISE HOME COMFORT

ALL-YEAR-ROUND

BREEZE™
THE UNIVERSAL HEAT PUMP



FRIEDRICH® BREEZE™ SERIES INVERTER- DRIVEN UNIVERSAL DUCTED HEAT PUMP

The Friedrich Breeze offers the easiest way to upgrade from traditional heating and cooling equipment to an efficient inverter heat pump system for precise comfort, month-after-month. Plus, it's universal, so whether you're looking for a new system and pairing it with a Friedrich Breeze Air Handler, or integrating it into nearly any existing HVAC system, you can kick back and relax in total comfort.




Friedrich.com/Breeze

 **FRIEDRICH**

Come Home to Comfort You Can Count On

You should never have to compromise when it comes to home comfort—and the Friedrich® Breeze™ Inverter-Driven Universal Ducted Heat Pump has you covered. Designed to save space, lower energy bills and operate quietly—in addition to being eligible for federal and local tax credits and rebates—the Breeze does it all.



Precision Comfort

The Breeze features a Friedrich-exclusive Precision Inverter® compressor that ramps up quickly with Soft-Start™ technology to reach the indoor set temperature, then maintains precise temperature control for perfect comfort.



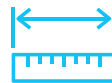
Universal Compatibility

The Breeze also works with nearly all existing HVAC systems¹—regardless of brand—and is compatible with most 24V thermostats or BMS, making it the easy choice for home comfort. Plus, contractors will love how simple it is to install.



Energy Savings

Inverter technology delivers efficiencies of up to 18.0 SEER2 and 9.5 HSPF2 for lower energy bills month after month. Breeze is also potentially eligible for federal and local tax credits and rebate incentives, so the savings can keep coming.



Installs Nearly Anywhere

Breeze also provides flexibility when it comes to installation, accommodating long lineset runs of up to 246 feet and height differentials of up to 98 feet—factor in its compact footprint, and you can feel confident it will fit where you need it to.



Space-saving Slim Design

With a 40% reduction in footprint compared to traditional top-discharge outdoor units, Breeze maximizes outdoor space while delivering powerful performance.



Cold-Climate Certified

The 2-, 3- and 4-ton models have earned ENERGY STAR® Cold Climate certification. To earn the designation, heat pumps must meet or exceed a series of criteria designated by the Department of Energy for cold climate operation.



Quiet Indoors & Out

With great performance comes surprisingly little sound. The Friedrich Breeze features superior sound insulation—with sound levels as low as 38 dB—so you can enjoy ultra-quiet comfort.




Standing Out as a Cut Above

Many Friedrich products have sustainability features, but the WFPU17Z243C, WFPU18Z363C, and WFPU18Z483C models have earned our Sustainability Standout® seal, indicating that they are among the best of the best. We created the seal to help you more easily find the products that save energy, save money and save the planet.

The Possibilities Are (almost) Endless

Breeze is truly universal
which means it's
compatible with not only
Friedrich air handlers and
furnaces, but also those
from other brands.

Friedrich Breeze™
Universal Heat Pumps



FLEXIBLE

Most Existing
24V
Thermostat

SYSTEM

DESIGN


**COMPATIBLE
WITH**

Friedrich
Breeze™
Air Handlers


Friedrich &
Non-Friedrich
Furnaces

Many
Non-Friedrich
Air Handlers¹

Available Breeze™ Models



2-Ton
WFPU17Z243C



3-Ton
WFPU18Z363C



4-Ton
WFPU18Z483C



5-Ton
WFPU17Z603C

Compatible Friedrich
Air Handlers

WFH24Z193C

WFH36Z193C

WFH48Z223C

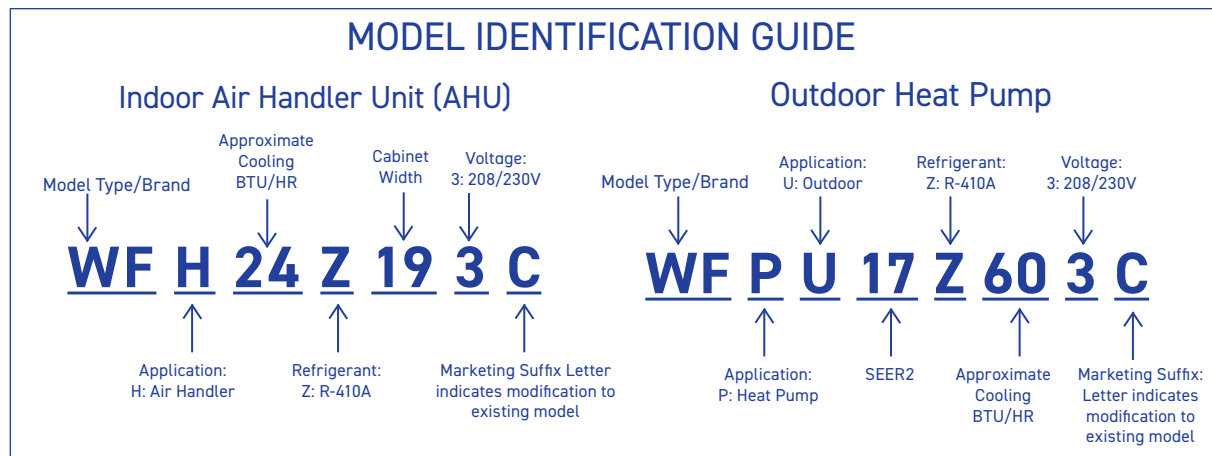
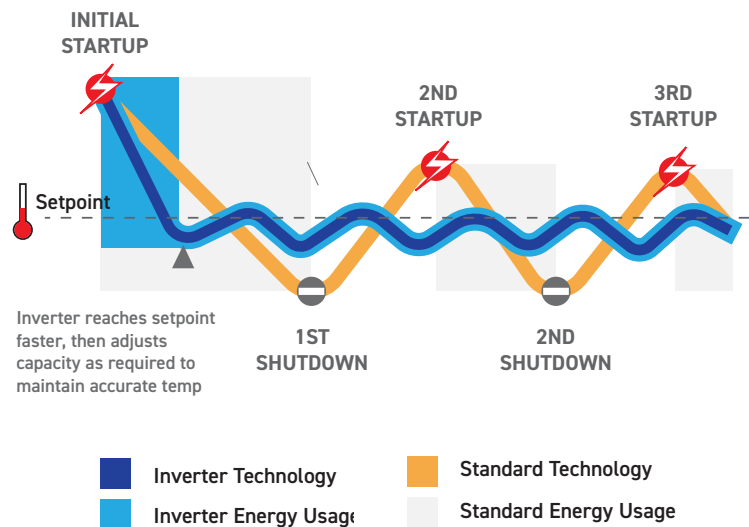
WFH60Z223C

Never Compromise on Comfort

Inverter technology smoothly and quickly ramps up operation, continuously adjusting frequency to match your comfort preferences while also helping to increase overall system longevity and reducing your energy bills.

Traditional on/off systems take a long time to reach (and then pass beyond) the desired temperature but inverter-driven heat pumps like the Breeze can self-adjust, providing consistent room temperature—even when the temperature outdoors dips below freezing.

Additionally, the frequent on/off operation of traditional units puts strain on both the unit and the power grid during hot summers. Friedrich Soft-Start™ technology starts the compressor with significantly less strain at start up, saving energy.



FRIEDRICH

1 8 8 3

Friedrich.com

Delivering Boldly Crafted Comfort

Founded in 1883, Friedrich Air Conditioning Co. is an expert in providing residential and commercial comfort solutions—from premium room air conditioners to whole-home / whole-building equipment and more. Designed to be among the most advanced and quietest available, all Friedrich products are engineered to deliver precise temperature control to make spaces comfortable—quickly and efficiently.

Create a Perfect Pair

Although their universal allows them to work with nearly any furnace or air handler, Breeze™ Heat Pumps work best with Breeze air handlers. They're a match made in heat pump heaven.



1

Optional Electric Heaters

AUX5KW – 2T, 3T, 4T, 5T
AUX7KW – 2T, 3T, 4T, 5T
AUX10KW – 2T, 3T, 4T, 5T
AUX15KW – 3T, 4T, 5T
AUX20KW – 4T, 5T

2

ECM Motor

Variable speed ECM motors

3

100% Copper Tubing

Superior heat exchange

4

Advanced Fin Design

Provides improved heat exchange and coated for corrosion resistance

5

Leak Detection

A nitrogen charge and factory-installed leakage indicators warn against leaks caused prior to installation, so both contractors and homeowners can have lasting peace of mind

Multi-Position Air Handler

Can be installed vertically or horizontally to accommodate specific space requirements, whether installed in an attic, crawlspace or closet.



Friedrich® Support Makes Installation & Servicing...Well....a Breeze™

Not only is the Friedrich Breeze designed to be easy to install, but it's also backed by premium support so you can get the unit up and running as quickly and efficiently as possible.



Collateral & Literature

Contractors can access any related documents in an exclusive digital and print library



Onboarding & Training

Regional tech managers are available to help troubleshoot and train your teams



Industry-Best Warranty

Feel confident recommending and installing Friedrich equipment with premier-level warranty support



Dedicated Sales Team

An exclusive and dedicated team of sales professionals are available to support your growth



Scan to watch video on
BREEZE™
THE UNIVERSAL HEAT PUMP

Unit Dimensions & General Data



2-Ton



3-Ton



4-Ton



5-Ton

SYSTEM COMPONENTS				
Air Handler/Indoor Model Number	WFH24Z193C	WFH36Z193C	WFH48Z223C	WFH60Z223C
Inverter Heat Pump Condenser/Outdoor Model Number	WFPU17Z243C	WFPU18Z363C	WFPU18Z483C	WFPU17Z603C
ELECTRICAL - Outdoor Unit				
Voltage/Phase/Frequency	208 / 230V, 1-Phase, 60Hz	208 / 230V, 1-Phase, 60Hz	208 / 230V, 1-Phase, 60Hz	208 / 230V, 1-Phase, 60Hz
Voltage Range - V	198 - 253	198 - 253	198 - 253	198 - 253
MCA - Outdoor Unit - A	15	23	35	35
Max Circuit Breaker - Outdoor Unit - A	25	35	50	50
MCA - Indoor Unit - A	3.3	4.8	6.8	6.8
Max Circuit Breaker - Indoor Unit - A	10	10	15	15
Rated Load Amperage (RLA) - A	11.2	17.6	21.8	31.0
CAPACITIES				
Cooling Capacity - Btu-h	22000	36000	48000	56000
Cooling Capacity Range - Btu-h	6700 - 26000	11800 - 36800	18300 - 52000	18300 - 59400
Heating Capacity - Btu-h	23000	35000	47000	56000
Heating Capacity Range - Btu-h	6700-26000	8900 - 38200	17600 - 52000	17600 - 57500
FAN SPEEDS				
Indoor Airflow Rate - CFM rated	800	1120	1588	1706
Outdoor Airflow Rate (H) - CFM	1825	2350	3525	3525
SOUND PRESSURE				
Indoor (H) - dB(A)	55	57	64	65
Sound Pressure Level Outdoor (H) - dB(A)	54	57	59	60
LINESET REQUIREMENTS				
Connection Pipe Diameter - Liquid - in (mm)	3/8 (9.52)	3/8 (9.52)	3/8 (9.52)	3/8 (9.52)
Connection Pipe Diameter - Gas - in (mm)	5/8 (15.88)	3/4 (19.05)	7/8 (22.22)	7/8 (22.22)
Minimum Lineset Length - ft (m)	10(3.04)	10(3.04)	10(3.04)	10(3.04)
Maximum Lineset Length (Total) - ft (m)	164 (50)	246 (75)	246 (75)	246 (75)
Max Height Difference - ft (m)	98 (30)	98 (30)	98 (30)	98 (30)
Pre-charged Lineset Length -ft (m)	24.6 (7.5)	24.6 (7.5)	24.6 (7.5)	24.6 (7.5)
STATIC PRESSURE				
Static Pressure Range - inWG (Pa)	0 to 0.8 (0 to 200)	0 to 0.8 (0 to 200)	0 to 0.8 (0 to 200)	0 to 0.8 (0 to 200)
OUTDOOR TEMPERATURE OPERATING RANGE				
Cooling - °F (°C)	5 to 122 (-15 to 50)	5 to 122 (-15 to 50)	5 to 122 (-15 to 50)	5 to 122 (-15 to 50)
Heating - °F (°C)	-13 to 75 (-25 to 24)	-13 to 75 (-25 to 24)	-13 to 75 (-25 to 24)	-13 to 75 (-25 to 24)
SET POINT RANGE AND DEHUMIDIFICATION PERFORMANCE				
Cooling - °F (°C)	61°F to 86°F (16°C to 30°C)	61°F to 86°F (16°C to 30°C)	61°F to 86°F (16°C to 30°C)	61°F to 86°F (16°C to 30°C)
Heating - °F (°C)	61°F to 86°F (16°C to 30°C)	61°F to 86°F (16°C to 30°C)	61°F to 86°F (16°C to 30°C)	61°F to 86°F (16°C to 30°C)
Moisture Removal pints/h (L/h)	4.6 (2.2)	4.6 (2.2)	4.6 (2.2)	4.6 (2.2)
EFFICIENCIES				
SEER2	16.5	18.00	17.50	17.00
EER2	10.10	10.10	10.10	8.25
HSPF2	9.00	9.50	8.50	8.50
COP2 @ 5 °F	2.05	2.05	1.90	2.90
ENERGY STAR®	Yes	Yes	Yes	No
NET DIMENSIONS & WEIGHTS				
Indoor Unit Net Dimensions (H x W x D) - in	46-1/8 x 19-5/8 x 21-5/8	46-1/8 x 19-5/8 x 21-5/8	53-7/8 x 22 x 24	53-7/8 x 22 x 24
Indoor Unit Net Dimensions (H x W x D) - mm	1,170 x 500 x 550	1,170 x 500 x 550	1,370 x 560 x 610	1,370 x 560 x 610
Indoor Unit Gross Dimensions (H x W x D) - in	49-5/8 x 22-1/2 x 25-3/8	49-5/8 x 22-1/2 x 25-3/8	55-1/2 x 25-1/4 x 28	55-1/2 x 25-1/4 x 28
Indoor Unit Gross Dimensions (H x W x D) - mm	1,260 x 570 x 645	1,260 x 570 x 645	1,410 x 640 x 710	1,410 x 640 x 710
Outdoor Unit Net Dimensions (H x W x D) - in	26-3/8 x 33-7/8 x 12-1/4	33 x 37-3/8 x 13-3/8	54-5/8 x 37-3/8 x 13-3/8	54-5/8 x 37-3/8 x 13-3/8
Outdoor Unit Net Dimensions (H x W x D) - mm	670 x 860 x 310	840 x 950 x 340	1,386 x 950 x 340	1,386 x 950 x 340
Outdoor Unit Gross Dimensions (H x W x D) - in	28-3/4 x 39 x 17-3/4	36-1/4 x 43-3/4 x 18 1/8	60-1/4 x 43-3/4 x 18-1/8	60-1/4 x 43-3/4 x 18-1/8
Outdoor Unit Gross Dimensions (H x W x D) - mm	730 x 990 x 450	920 x 1,110 x 460	1,530 x 1,110 x 460	1,530 x 1,110 x 460
Indoor Unit - Net Weight - lbs (kg)	135.5 (61.5)	140.0 (63.5)	187.2 (85)	187.2 (85)
Indoor Unit - Shipping Weight - lbs (kg)	158.6 (72)	163.1 (74)	214 (97)	214 (97)
Outdoor Unit - Net Weight - lbs (kg)	112.4 (51)	147.7 (67)	227.1 (103)	251.3 (114)
Outdoor Unit - Shipping - lbs (kg)	121.3 (55)	158.7 (72)	253.5 (115)	277.5 (126)
REFRIGERANT				
Refrigerant Type	410A	410A	410A	410A
Refrigerant Weight - lb oz	4 lb 7 oz	6 lb 3 oz	8 lb 15 oz	8 lb 15 oz
Oil type	VG74	VG74	VG74	VG74
COMPRESSOR				
Compressor Type	Rotary Inverter	Rotary Inverter	Rotary Inverter	Rotary Inverter
WARRANTY				
Standard Warranty	10 Year Compressor, 7 Year Parts			
Warranty with Registration	10 Year Compressor, 10 Year Parts			

Friedrich® Breeze™

Fast Features

Cooling & Heating Efficiencies Up To:

18.0 SEER2 / 10.1 EER2 / 9.5 HSPF2

Nominal Sizes: 2 to 5 Tons

Cooling & Heating Capacities: 22.8 to 53 kBTU

Sound Rating*: As low as 38 dB

Compressor Type: Rotary Inverter

ENERGY STAR® Certified Cold Climate: Yes
(excluding the 5 ton)

Operating Range:

COOLING: 61–86°F

HEATING: 61–86°F

Refrigerant Type: R-410A

Key Features

- Precision Inverter®
- Universal compatibility to existing air handler or gas furnace

Additional Standard Features:

- Maximum line length of 164 ft. (2 ton) or 246 ft. (3–5 ton)
- Heating down to -13°F
- Heating output 70% at 4°F and 40% at -13°F
- Built-in base pan heater
- Optional auxiliary heater kit
- Multi-position air handler

Limited Warranty*:

- Parts – 7 years (standard) or 10 years (registration required)
- Compressor – 10 years (standard)

BREEZE™
THE UNIVERSAL HEAT PUMP



Federal Incentives Available (conditions apply)²

As part of the Inflation Reduction Act of 2022, homeowners may be eligible for up to \$2,000 for qualified heat pumps as part of the Energy Efficient Home Improvement Federal Tax Credit (Tax Section 25C). The Breeze also meets the High Efficiency Electric Home Rebate Program criteria and may qualify for additional funds—dependent on state participation and household income.

Visit **Friedrich.com/Federal-Incentives** to learn more.



Friedrich.com/Breeze



*System rated performance is only guaranteed when paired with a properly installed Friedrich air handler; Performance may be diminished when paired with a non-Friedrich air handler, and eligibility for rebates may be voided; Due to continuing research in new energy-saving technology, specifications are subject to change without notice. ²Dependent on system combination and overall efficiency; High Efficiency Electric Home Rebates are dependent on state participation and available funding; Visit Friedrich.com/Federal-Incentives for complete details.

© 2024 Friedrich Air Conditioning. Friedrich trademarks are owned by Friedrich Air Conditioning LLC.

BR_Friedrich_Breeze Brochure (Rev 10-15-24)

FRIEDRICH

Friedrich Air Conditioning Co. | Friedrich.com