

PURCHASER	P.O. #	DATE
PROJECT	LOCATION	
ENGINEER	ARCHITECT	
SUBMITTED BY	FOR APPROVAL	FOR REFERENCE

ITEM	PLAN DESIGNATION	QUANTITY	COOLING Btu	VOLTAGE	FRIEDRICH MODEL

ACCESSORIES

PDXWSA	Wall Sleeve	Qty	
PDXWSEXT18	Deep Wall Sleeve- For walls up to 17 1/2" deep	Qty	
PDXWSEXT24	Deep Wall Sleeve- For walls up to 23 1/2" deep	Qty	
PDXWSEXT	Custom Deep Wall Sleeve, For walls from 13 1/4" to 25 1/2" deep	Qty	
PXGA	Standard Outdoor Louver	Qty	
PXAA	Architectural Louver, clear	Qty	
PXBG	Architectural Louver, beige	Qty	
PXSC	Architectural Louver, color matched	Qty	
PDXRTB	Remote Thermostat Escutcheon Kit	Qty	
PXDR10	Condensate Drain Kit (pkg/10)	Qty	
PXSBA	Sub Base	Qty	
PXCJA	Conduit Kit w/ Junction Box	Qty	
PDXDAA	Lateral Duct Adapter	Qty	
PDXDEA	Lateral Duct Extension	Qty	
PXFTA	Replacement Filters (Set of 10)	Qty	
UVT1	Friedrich® UV Single Bulb Germicidal UV Kit	Qty	
APWM1	FreshAire® Purification iWaves Series M	Qty	

PXSB23020	Electrical Subbase - 230V 15A and 20A	Qty	
PXSB23030	Electrical Subbase - 230V 30A	Qty	
PXSB26515	Electrical Subbase - 265V 15A	Qty	
PXSB26520	Electrical Subbase - 265V 20A	Qty	
PXSB26530	Electrical Subbase - 265V 30A	Qty	
RT7	Wired Digital Thermostat	Qty	
RT7P	Wired Programmable Digital Thermostat	Qty	
EMRT2	Wired Thermostat with Occupancy Sensor	Qty	
EMWRT2	Wireless Thermostat with Occupancy Sensor	Qty	
VRPXEMRT2	Wired 12v Intelligent Controller for FreshAire PTAC	Qty	
VRPXEMWRT2	Wireless 12v Intelligent Controller for FreshAire PTAC	Qty	
WRT2	Wireless Digital Thermostat	Qty	
EMOCT	Online Connection Kit	Qty	
EMRAF	Remote Access Fee	Qty	
EMRHCF	Energy Management Remote Humidity Control Fee	Qty	
PXPCFA23015	LCDI 230V 15A Cord - 2.5 kW	Qty	
PXPCFA23020	LCDI 230V 20A Cord - 3.5 kW	Qty	
PXPCFA23030**	LCDI 230V 30A Cord - 5.0 kW	Qty	
PXPCFA26515	Non-LCDI 265V 15A Cord - 2.5 kW	Qty	
PXPCFA26520	Non-LCDI 265V 20A Cord - 3.5 kW	Qty	
PXPCFA26530**	Non-LCDI 265V 30A Cord - 5.0 kW	Qty	

*NOTE: The FreshAire® PTAC when paired with VRPXEMRT2 wired wall controller, or VRPXEMWRT2 wireless wall controller operates as a fully variable speed unit. When used with other compatible thermostats, the unit will operate at multiple speeds in either cooling or heating mode.
*Cannot be used with PVH09K3FA

FEATURES

Constant room comfort monitoring
 "Instant Heat" heat pump mode quickly heats a room to the desired temperature for increased comfort
 Even heat monitoring checks room temperature and automatically adds heat boost if necessary
 Room freeze protection- heat initiated if temperature falls to 40°F in an unoccupied room, raising temperature to 46°F
 Dual motors for quiet operation

Durable, powder coat paint finish
 Indoor coil frost sensor protects the compressor to lengthen the life of the unit.
 Separate heat and cool range limits
 Central desk control ready allowing hotel owners to control units from a central location
 2-speed FreshAire fan
 RS-385 Communication port

Condensate removal systems uses slinger ring technology
 Electronic defrost control ensures more run time in the efficient heat pump mode
 Washable, easy access air filters
 Service error code memory storage
 Emergency heat override

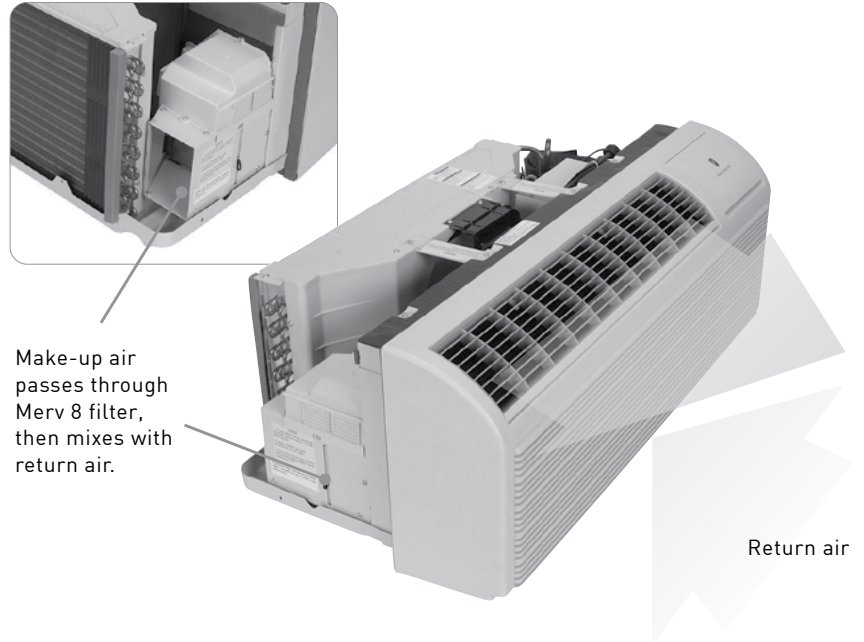
FreshAir®

FreshAir® system helps achieve ASHRAE 62.1-2013 requirements, and brings up to 52 CFM of conditioned, MERV 8 filtered, outside air into the space.

Patented technology uses the inverter compressor and main cooling system to optimize temperature and humidity level of incoming air.

By introducing make-up air directly into the guestroom, rooftop central fresh air systems can be considerably downsized to service only the common areas of the property.

This greatly reduces the cost and complexity of hotel design and construction. Unlike other PTACs, the FreshAir PTAC utilizes the main evaporator coil and Merv 8 filters to truly condition and filter the outside ventilation air.



Friedrich's proprietary Freshaire® design and delivery system is protected under US Patent#10.436.457

FRESHHAIRE EXTENDED CAPACITY RANGE

230/208V Fresh Air Inverter

COOLING

PVH09K

STANDARD RATING 9600/9400 Btu
EXTENDED RATING 6,462 - 12099 Btu

PVH12K

STANDARD RATING 12000/11800 Btu
EXTENDED RATING 7,929 - 17142 Btu

Up to 12.9 EER
Up to 15.0 Equivalent SEER

HEAT PUMP

PVH09K

STANDARD RATING 8200/8500 Btu
EXTENDED RATING 5606 - 11745 Btu

PVH12K

STANDARD RATING 11600/11800 Btu
EXTENDED RATING 6995 - 16187 Btu

Up to 11.57 Application HSPF

265V Fresh Air Inverter

COOLING

PVH09R

STANDARD RATING 9600 Btu
EXTENDED RATING 6,462 - 12099 Btu

PVH12R

STANDARD RATING 12000 Btu
EXTENDED RATING 7,929 - 17142 Btu

Up to 12.0 EER

HEAT PUMP

PVH09R

STANDARD RATING 8500 Btu
EXTENDED RATING 5606 - 11745 Btu

PVH12R

STANDARD RATING 11800 Btu
EXTENDED RATING 6995 - 16187 Btu

Up to 3.57 COP

BACK UP ELECTRIC HEAT

2.5 kw, 3.5 kw and 5.0 kw* heater options

*5.0 kw heater cannot be used on PV09K/PV09R



CHASSIS SPECIFICATIONS

PVH Series Cooling with Heat Pumps

Model		PVH09K	PVH12K	PVH09R	PVH12R
UPC		724587439212	724587439236	724587439229	724587439243
PERFORMANCE DATA:					
Cooling Capacity	Btu	9600/9400	12000/11800	9600	12000
Cooling Capacity Min./Max	Btu	6462-12099	7929-17142	6462-12099	7929-17142
Cooling Watts		790/775	1040/1025	800	1040
Energy Efficiency Ratio	EER	12.1/12.1	11.5/11.5	12.0	11.5
Reverse Heating Capacity	Btu	8200/8500	11600/11800	8500	11800
Reverse Heating Capacity Min./Max.	Btu	5606-11475	6995-16187	5606-11475	6995-16187
Heating Watts		710/685	970/950	710	970
COP		3.51/3.51	3.57/3.58	3.51	3.57
Moisture Removal	Pts./Hr.	1.4	1.9	1.23	2.43
Sensible Heat Ratio		80%	78%	82.7%	73.7%
ELECTRICAL DATA:					
Voltage (1 PHASE, 60 Hz)		230/208	230/208	265	265
Volt Range		253-187	253-187	292-239	292-239
Current	Amps	4.4/4.5	4.5/5.0	3.8	4.7
Reverse Heat	Amps	4.0/4.1	4.6/4.9	3.6	4.3
Power Factor		0.80	0.96	0.82	0.90
Compressor LRA		N/A	N/A	N/A	N/A
Compressor RLA		3.2	4.1	4.2	6.2
Outdoor Fan Motor	HP	1/14	1/12	1/14	1/12
AIRFLOW DATA:					
Indoor CFM, HIGH		400	470	400	470
Indoor CFM, LOW		250	360	290	360
Make-up Air CFM@0.05" wc		52	52	52	52
PHYSICAL DATA:					
Sleeve Dimensions H x W x D		16" x 42" x 13 3/4" (all models)			
Dimensions with front H x W x D		16" x 42" x 21" (all models)			
Cut Out Dimensions H x W		16 1/4" x 42 1/4" (all models)			
Net Weight	Lbs.	115	120	115	120
Shipping Weight	Lbs.	137	142	137	142
R-410A Charge	Oz.	30.34	32.80	32.1	32.8

230/208V ELECTRIC HEATER RATING
(CONFIGURATION BASED ON
POWER CORD)

POWER CORD #	VOLTAGE	BRANCH CKT AMPS	MCA	WATTS
PXPCFA23015A	230/208	15	13.9	2500
PXPCFA23020A	230/208	20	19.9	3600
PXPCFA23030A	230/208	30	27.5	5000
PXPCFA26515A	265V	15	12.0	2500
PXPCFA26515A ¹	265V	15	7.3	1500
PXPCFA26520	265V	20	16.8	3500
PXPCFA26530	265V	25	23.8	5000

¹ Data for Model PVH09R

PXPCFA23020A power cord comes standard on FreshAir® PTAC








Warning: Coastal Region Installations.

Friedrich Air Conditioning recommends that owners take necessary precautions to protect the interior space, furnishings, and hardware from corrosion when installing make-up air products in coastal applications. Our FreshAir PTAC delivers up to 52 CFM of direct outside make-up air into the space. If installed within 2 miles of a body of salt water, due to the high salt content of coastal air and the high latent load of the make-up air, premature corrosion will occur naturally on non-protected items. Friedrich Air Conditioning is not responsible for premature corrosion resulting from the use of make-up air products.

Due to continuing research in new energy-saving technology, specifications are subject to change without notice. Warranty limited to installations in the United States, Puerto Rico, Mexico and Canada only. See warranty documentation for full details.

FreshAir PTAC may be covered under one or more of the following patents: 10,408,504 and 10,436,457. Additional patents pending.

Receptacles and Fuse Types

Voltage	230V			265V			
	15	20	30	15	15	20	25
Amps	15	20	30	15	15	20	25
Heater Size	2.5 kW	3.5 kW	5.0 kW	1.5 kW	2.5 kW	3.5 kW	5.0 kW
Receptacles							
NEMA# Receptacle	6-15R	6-20R	6-30R	7-15R	7-15R	7-20R	7-30R
NEMA# Plug	6-15P	6-20P	6-30P	7-15P	7-15P	7-20P	7-30P

